

APA Style Citations

APA Style Citations

7th edition

ULRIKE KESTLER

*NORQUEST COLLEGE LIBRARY; ALISSA DROOG; SARAH
ADAMS; AND DEBBIE FEISST*

KWANTLEN POLYTECHNIC UNIVERSITY
SURREY, BC



APA Style Citations by Ulrike Kestler is licensed under a [Creative Commons Attribution-NonCommercial-ShareAlike 4.0 International License](#), except where otherwise noted.

APA Style Citations is adapted from the [APA Style Citation Tutorial](#) by © 2020 Sarah Adams and Debbie Feist (University of Alberta Library), which in turn was based on the [Introduction to APA Library Tutorials](#) by NorQuest College Library. Both are licensed under a [Creative Commons Attribution-NonCommercial-ShareAlike 4.0 International License](#).

The following changes and additions were made © 2021 Ulrike Kestler (Kwantlen Polytechnic University Library) and are licensed under a [Creative Commons Attribution 4.0 International Licence](#)

- Added new Chapter “What is a Citation”
- Chapter “Why we Cite” expanded
- Chapter “Why Apa”: renamed “What is Apa” and revised
- Chapter “Exploring Source Types” info expanded; subchapter headings changed (to “How Do I Know The Source Is...”)
- Chapter “How Do I Know The Source Is A Webpage?”: changed the CAST webpage example to UNESCO example
- Added new Chapter “Activity: Which Source Type is This?”
- Chapter “Two Types of Citation”: replaced image with own image and updated content
- Chapter “Creating Reference List Citations”: divided into four separate chapters:
 - Creating Reference List Citations: Journal Articles
 - Creating Reference List Citations: Trade Articles
 - Creating Reference List Citations: Webpages
 - Creating Reference List Citations: Books/ebooks
 - added H5P activity “The 4Ws” for trade articles, webpages, books/ebooks chapters
 - added two new H5P activities for each of the four chapters (Exercise 1: Find the elements needed for a reference list citation; Exercise 2: How do you write each citation element in APA Style?)
- Chapter “Creating Reference List Citation Activity”: Removed activities 1 and 3, added new activity
- Created separate chapter for the Overview of the four Ws infographic
- Chapter “What is an In-Text Citation”: added own content; removed image of crumpled paper and of corresponding references
- Chapter “How it All Works Together”: replaced corresponding references image
- Chapter “APA and Writing Support”: updated to reflect KPU resources
- Chapter “Conclusion”: created own Feedback form using LibWizard

Contents

Preface	vii
Introduction	1
 Part I. Part One: Why Do We Cite?	
1. What Is a Citation?	5
2. Why Do We Cite?	7
3. What is APA Style?	9
 Part II. Part Two: Exploring Source Types	
4. Exploring Source Types	13
5. How Do I Know The Source Is A Book or eBook?	14
6. How Do I Know The Source Is A Trade Publication?	15
7. How Do I Know The Source Is A Journal Article?	16
8. How Do I Know The Source Is A Webpage?	19
9. Activity: Which Source Type Is This?	20
10. Source Types Summary	25
 Part III. Part Three: Reference List Citations	
11. Two Types of Citation	29
12. What is a Reference List Citation?	30
13. Creating Reference List Citations: Books/Ebooks	31
14. Creating Reference List Citations: Trade Publications	33
15. Creating Reference List Citations: Journal Articles	35
16. Creating Reference List Citations: Webpages	37
17. Activity: Creating Reference List Citations	39
18. Summary of the Four W's	45
 Part IV. Part Four: In-text Citations	
19. What is an In-Text Citation?	51
20. In-Text Citations Activity	54

Part V. Part Five: How It All Works Together

21. <u>How it All Works Together</u>	57
22. <u>Matching Reference and In-Text Citations Activity</u>	59
<u>APA and Writing Support</u>	61
<u>Conclusion</u>	63
<u>References and Attribution</u>	64
<u>Changes</u>	66

Preface

This version of *APA Style Citation* is a modified version of [APA Style Citation Tutorial](#) by Sarah Adams and Debbie Feisst, University of Alberta Library. Changes to the original version of the book are listed in the [Back Matter of this book](#).

The original version of this book, [APA Style Citation Tutorial](#) by University of Alberta Library is an adaptation of [Introduction to APA Library Tutorials](#) by NorQuest College Library. Both are licensed under a [Creative Commons Attribution-NonCommercial-ShareAlike 4.0 International License](#).

The changes to this book listed in the [Back Matter of this book](#) are released under a [Creative Commons Attribution-NonCommercial-ShareAlike 4.0 International License](#). You are free to use, modify or adapt any of this material providing the terms of the Creative Commons licenses are adhered to.

Introduction

Welcome to APA Style Citation!

Throughout your time at KPU, you will be expected to do your academic work in a way that aligns with the university's standards of [academic integrity](#). Amongst other things, this means that you are expected to cite the sources you are using in your work, and do so correctly.

These modules are designed to help you learn about the basics of APA Style citations.

Learning Outcomes

After completing this tutorial, you will be able to:

1. Explain why using citations is important
2. Recognize cues within sources to identify their source type
3. Create and format reference list and in-text citations in APA Style
4. Access resources to help you with APA Style citation.

PART I

PART ONE: WHY DO WE CITE?

Learning Outcome

After completing this part, you will be able to:


- define what a citation is
- explain why using citations is important

1. What Is a Citation?


What is a citation?

You may think of referencing as something specific only to academic discourse, but we actually use references informally in our daily lives all the time. You are doing this to let the other person know from where you got this information.

Everyday referencing examples



I **just read** that Levi was the top goalie in the World Juniors. Awesome, eh?



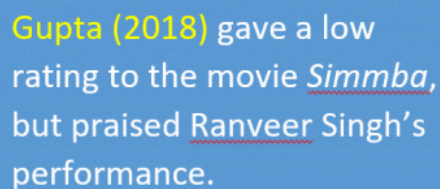
Ravi **said** there is a new Ranveer Singh movie. Want to watch it?

In academic discourse, we are doing a similar type of referencing, but it happens in a more formal and prescribed way through a process called **citation**. In a citation, you will give very specific key information.

Academic referencing examples



Levi is one of the few goalies who was recruited from outside Canada's major junior leagues (**Spencer, 2020**).



Gupta (2018) gave a low rating to the movie Simmba, but praised Ranveer Singh's performance.

These are **in-text references** where only very brief information is given, usually the author and the year of publication. Each in-text reference must also have an entry in the **reference list** at the end of your writeup with more information, so the reader can find the source.



Key Takeaways

A citation:

- is a reference to a source of information
- gives specific key information about the source, so the reader can find it
- gives brief information in the text and more detailed information in a reference list at the end

2. Why Do We Cite?

Why is citing important?

1. For Scholarly Communication

Academics engage in conversations to advance their knowledge and understanding of a subject. This happens mostly in written form through the publication of scholarly materials. In these academic conversations, it is necessary and expected that all prior thought is acknowledged and that all contributors to the conversation are credited. This is mostly done through citations.

Citing sources will situate a work in the current literature and will allow the reader to distinguish prior contributions from new original thought. Readers will be able to locate and read the cited sources to learn more about them, and they can check that thoughts and ideas are being passed on accurately.

By reading, analyzing, and including scholarly sources in your assignments, you are contributing to and participating in this scholarly communication. You are therefore expected to acknowledge all the sources from which you drew information.



2. To Give Credit and Show Professionalism



In academic writing, it is considered ethically wrong to take credit for someone else's intellectual output. Citing your sources is a means of giving credit to the other person's efforts and to their findings. It shows respect for the intellectual output of others and demonstrates professionalism in your writing. To support your research and to add credibility to your arguments, you will mainly use scholarly and professional sources as evidence.

3. To Avoid Plagiarism

To avoid plagiarism, you always need to give credit to the person whose work or idea you are using, whether you quote, paraphrase, summarize, or otherwise use the ideas of others. Written and spoken words, music and videos, movies, performances, artwork, photographs, graphs, tables, figures, diagrams, data, computer code, and any other intellectual or creative product must be cited. This applies even if the original author agrees that you can use their intellectual output or if you paid to use it. It also applies to reusing your own work without citing it.



Key Takeaways

The main reasons why we cite are to:

1. Participate in scholarly communication
2. Give credit to our sources
3. Avoid plagiarism

It might help to think: is this my own idea or did I read or hear about it in one of my sources? If it came from somewhere else, cite it.

3. What is APA Style?

APA Style is a set of guidelines covering many different aspects of scholarly writing, including:


- formatting (title page setup, margins, line spacing, font, headings, etc.)
- mechanics of style (spelling, punctuation, capitalization, italics, etc.)
- grammar
- use of bias-free language
- references/citations

The APA Style Manual is published by the American Psychological Association (APA) and is used in psychology, nursing, business, communications, criminology, engineering, and related fields.

Check out the [APA Style](#) website for more info!

Media attribution:

Image from: [Publication Manual of the American Psychological Association, 7th edition.](#)



PART II

PART TWO: EXPLORING SOURCE TYPES

Learning Outcome

After completing this chapter, you will be able to:

- Recognize cues within sources to identify which type of source it is

4. Exploring Source Types

To identify the correct APA citation elements needed for your reference list citation, **you first need to know what type of source** you have. Looking at a source's visual clues can help you figure this out.


A source can be in different formats. For example:

- a book can be in print or available online as an ebook
- an article can be in a print journal or available online in a Library database or on a journal webpage
- a video can be on a DVD or streamed online
- and so on...

Other sources exist only electronically, such as blogs or websites and their individual webpages.

It can be a bit confusing figuring out what type of source you have. To help, we will go through some examples of source types and clues to look for.

5. How Do I Know The Source Is A Book or eBook?

Click on the  symbol to learn about the clues that help to identify a **Book or eBook**.



An interactive H5P element has been excluded from this version of the text.

You can view it online here:

<https://kpu.pressbooks.pub/apastyle/?p=38#h5p-8>



An interactive H5P element has been excluded from this version of the text.

You can view it online here:

<https://kpu.pressbooks.pub/apastyle/?p=38#h5p-9>



An interactive H5P element has been excluded from this version of the text.

You can view it online here:

<https://kpu.pressbooks.pub/apastyle/?p=38#h5p-10>



An interactive H5P element has been excluded from this version of the text.

You can view it online here:

<https://kpu.pressbooks.pub/apastyle/?p=38#h5p-11>

Work's reference citation:

Kanu, Y. (2011). *Integrating Aboriginal perspectives into the school curriculum: Purposes, possibilities and challenges*. University of Toronto Press.

6. How Do I Know The Source Is A Trade Publication?

Click on the  symbol to learn about the clues that help to identify a **trade publication**.



An interactive H5P element has been excluded from this version of the text. You can view it online here:
<https://kpu.pressbooks.pub/apastyle/?p=34#h5p-3>



An interactive H5P element has been excluded from this version of the text. You can view it online here:
<https://kpu.pressbooks.pub/apastyle/?p=34#h5p-4>




An interactive H5P element has been excluded from this version of the text. You can view it online here:
<https://kpu.pressbooks.pub/apastyle/?p=34#h5p-5>

Work's reference citation:

Stone, A. (2020, January/February). The end of discipline in the classroom. *Teach*, 26-29. https://issuu.com/teachmag/docs/teach_janfeb2020

7. How Do I Know The Source Is A Journal Article?

Click on the  symbols to learn about the clues that help to identify a **scholarly journal article**.




An interactive H5P element has been excluded from this version of the text. You can view it online here:
<https://kpu.pressbooks.pub/apastyle/?p=32#h5p-1>

Work's reference citation:

Kirkpatrick, L., Brown, H. M., Searle, M., Smyth, R. E., Ready, E. A., & Kennedy, K. (2018). Impact of a one-to-one iPad initiative on Grade 7 students' achievement in language arts, mathematics, and learning skills. *Computers in the Schools*, 35(3), 171-185. <https://doi.org/10.1080/07380569.2018.1491771>

8. How Do I Know The Source Is A Webpage?

Click on the  symbol to learn about the clues that help to identify a **webpage**.



An interactive H5P element has been excluded from this version of the text. You can view it online here:
<https://kpu.pressbooks.pub/apastyle/?p=36#h5p-6>

Work's reference citation:

United Nations Educational, Scientific and Cultural Organization. (n.d.). *What UNESCO does on literacy*.
<https://en.unesco.org/themes/literacy-all/action>

9. Activity: Which Source Type Is This?

Activity 1



specialty food

FALL 2020 | SPECIALTYFOOD.COM

12 Under 35: Breakout Talent to Watch

Pictured: Gabrielle Etienne, Tall Grass Food Box

HOLIDAY ISSUE

Product Roundups of
Gift Packs and Mission-
Driven Products

The New
Cocktail Culture

sofi™ Award
Winners



CATEGORY EDUCATION



PHOTO: INTELLIGENTSIA

Modelaine Longoria-Garcia,
partner, Pacific Coffee Research

PHOTO: PACIFIC COFFEE RESEARCH



"I noticed a lot of people on social media have been saying, 'Wow, I do not know how to make good coffee, and I appreciate my local barista a lot more.'"

50 SPECIALTY FOOD



An interactive H5P element has been excluded from this version of the text. You can view it online here: <https://kpu.pressbooks.pub/apastyle/?p=186#h5p-15>

Activity 2

The screenshot shows a web browser displaying the Healthline article "What Is Veganism, and What Do Vegans Eat?". The URL in the address bar is <https://www.healthline.com/nutrition/what-is-a-vegan>. The page features the Healthline logo, a search bar, and a "SUBSCRIBE" button. The article is categorized under "NUTRITION" and is marked as "Evidence Based". The title "What Is Veganism, and What Do Vegans Eat?" is prominently displayed. Below the title, there are navigation links: "What it is", "Rationale", "Types", "Foods to avoid", "Foods to eat", and "Bottom line". The article text begins with "Veganism is becoming increasingly popular." and continues with "In the past few years, several celebrities have gone vegan, and a wealth of vegan products have appeared in stores." and "However, you may still be curious about what this eating pattern involves — and what you can and can't eat on a vegan diet." The article concludes with "This article tells you everything you need to know about veganism." On the right side, there is a section for medical review by Alina Petre, MS, RD (NL), dated August 26, 2019. Below this, there is an advertisement placeholder that says "Ad closed by Google". At the bottom right, the copyright notice "© 2005-2020 Healthline Media" is visible.



An interactive H5P element has been excluded from this version of the text. You can view it online here: <https://kpu.pressbooks.pub/apastyle/?p=186#h5p-31>

Activity 3

[Download PDF](#)[Share](#)[Export](#)

Appetite

Volume 127, 1 August 2018, Pages 364-372



A model of the dynamics of household vegetarian and vegan rates in the U.K.

James Waters

[Show more](#)

<https://doi.org/10.1016/j.appet.2018.05.017>

[Get rights and content](#)

Abstract

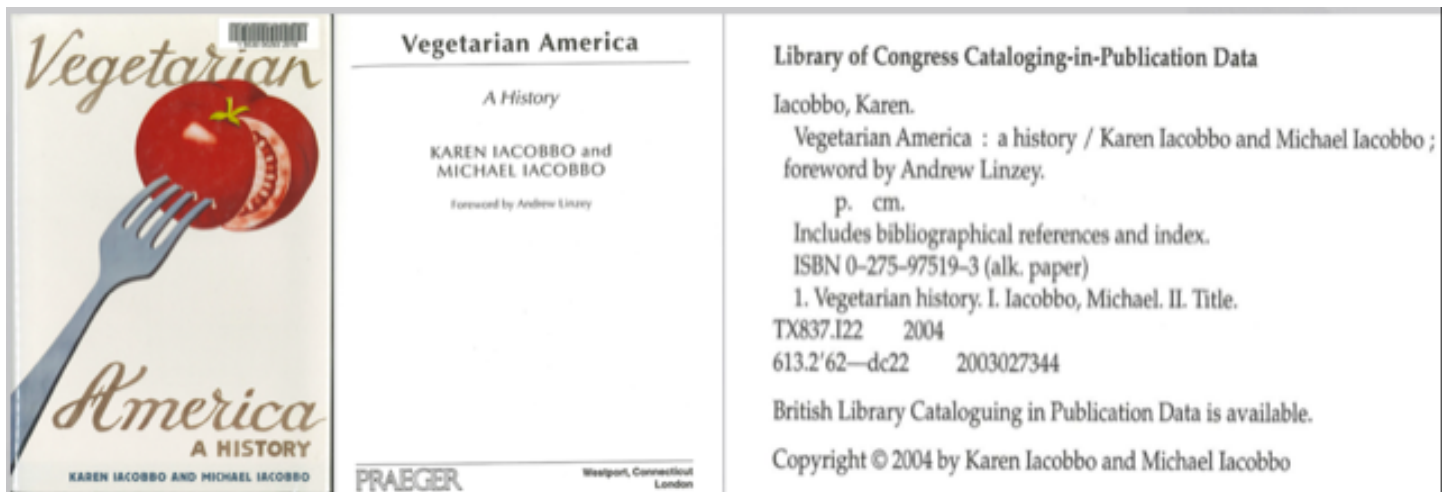
Although there are many studies of determinants of [vegetarianism](#) and [veganism](#), there have been no previous studies of how their rates in a population jointly change over time. In this paper, we present a flexible model of vegetarian and vegan dietary choices, and derive the joint dynamics of rates



An interactive H5P element has been excluded from this version of the text. You can view it online here:

<https://kpu.pressbooks.pub/apastyle/?p=186#h5p-30>

Activity 4





An interactive H5P element has been excluded from this version of the text. You can view it online here:
<https://kpu.pressbooks.pub/apastyle/?p=186#h5p-32>

10. Source Types Summary



The first step in creating an APA reference citation is to identify the type of source you are using.

After figuring out the type of source you are citing, you can move on to identifying the information needed to create a reference list citation for that source. Using a previous reference citation example can help!

Media attribution:
 “[Wordcloud for various types of sources]” by University
 of Alberta Library's [APA Style Citation Tutorial](#) is licensed
 under [CC BY-NC-SA 4.0 International](#).

PART III

PART THREE: REFERENCE LIST CITATIONS

Learning Outcome

After completing this chapter, you will be able to:

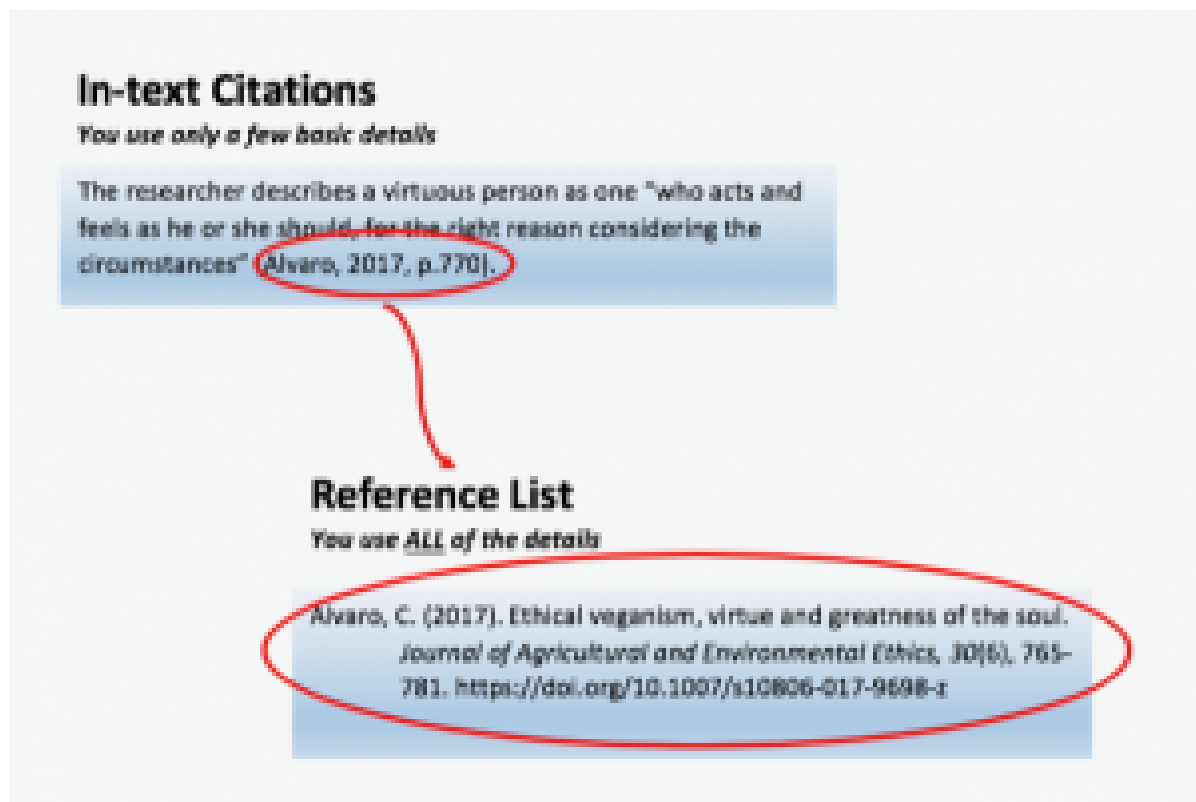
- Create and format reference list citations in APA style

11. Two Types of Citation

In APA Style, there are **two** parts to every citation: an in-text citation and a reference list citation.

In-text citations use only a few details of the source, enough to locate its matching reference citation in the reference list.

Reference list citations provide more information about the source, so that the reader can find it if they wish.







We will discuss both of these separately first and then together later. First, we will discuss reference list citations.

12. What is a Reference List Citation?

A reference list is an alphabetized list located on a separate page at the end of your paper that lists all the reference citations for the sources used in your paper to support your research.

Each reference citation includes key elements referred to as the **Four W's**:

Who?	When?	What?	Where?
			
Author	Date	Title	Source Location

Asking these 4 questions helps identify the key elements needed for a reference list citation.



Using APA resources to help create a reference citation is like using a recipe. The ingredients are the key pieces of information about a source (4Ws). If you're missing an ingredient, leave it out or substitute it.

Following a recipe's directions is like following a citation example. If you follow the directions and add the ingredients at the right point, then your recipe (i.e. your citation) will turn out!

You are not expected to memorize APA guidelines. Instead, use available resources (APA Quickguide and this tutorial) to help guide you. Over time you will become more comfortable with creating citations yourself.

Image Attributions:

"[write-writer-type-machine-creative-idea](#)" by [mohamed_hassan](#) is

licensed under [CC0 1.0 International](#).

"[Calendar Months](#)" by unknown author is licensed under [CC0 1.0 International](#).

"[stack-of-food-books-2](#)" by [Cannelle](#) is licensed under [CC BY 4.0 International](#).

"[512px-Internet2](#)" by Fabio Lanari is licensed under [CC BY-SA 4.0 International](#).

"[Pancake recipe with ingredients Free Vector](#)" by [pikisuperstar](#) is licensed under [CC BY 4.0 International](#).

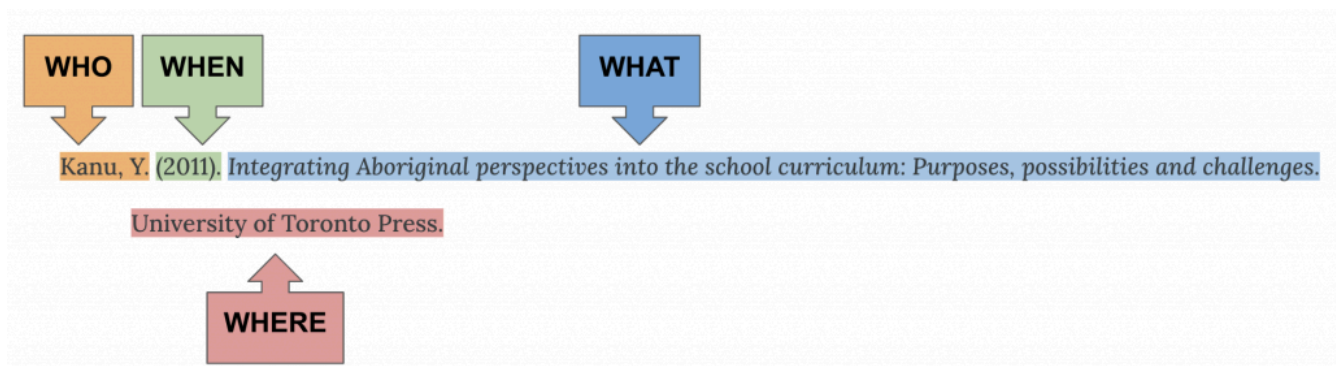
13. Creating Reference List Citations: Books/Ebooks

The 4 Ws for the book (there are four slides)



An interactive H5P element has been excluded from this version of the text. You can view it online here: <https://kpu.pressbooks.pub/apastyle/?p=216#h5p-40>

The citation for the book (click image to see it bigger)



The example above is an eBook accessed through a library database with no DOI.

- **Author:** is the book's individual author.
 - As always, use only initials for all given names.
- **Date:** the copyright date of the book, found on the copyright page (©2011).
 - This is the guideline for all books and eBooks. The release date of a book is not used.
- **Title:** is in sentence-case and italics as it is a stand alone work
 - If a title has a subtitle, it is separated by a colon (:) with the first word of the subtitle in upper-case.
- **Source location:** is the book's publisher (and for ebooks also the DOI or URL if available)
 - If the ebook is in a library database and has no DOI, treat the ebook like a print book and finish the citation with the book publisher; do not include the URL (unless your instructor asks you to do so)

Now try it yourself!

The Library's [APA Online Guide](#) is a great resource to have on hand for creating reference citations.

Exercise 1: Find the elements needed for a reference list citation for this book



An interactive H5P element has been excluded from this version of the text. You can view it online here:

<https://kpu.pressbooks.pub/apastyle/?p=216#h5p-38>

Exercise 2: How do you write each citation element in APA Style?



An interactive H5P element has been excluded from this version of the text. You can view it online here:

<https://kpu.pressbooks.pub/apastyle/?p=216#h5p-39>

Image attribution: "[Colour coded and labelled image for a book/ebook]" by University of Alberta Library's [APA Style Citation Tutorial](#) is licensed under [CC BY-NC-SA 4.0 International](#).

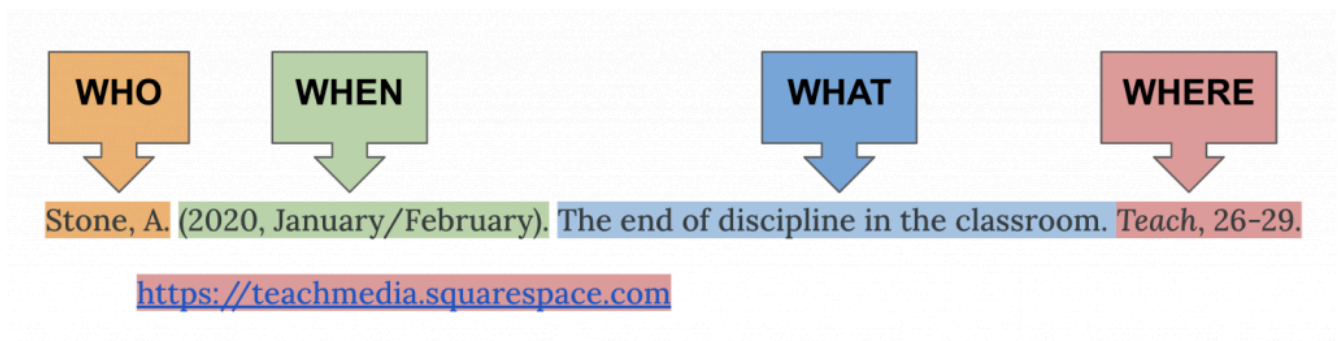
14. Creating Reference List Citations: Trade Publications

The 4 Ws for the trade article (there are four slides)



An interactive H5P element has been excluded from this version of the text. You can view it online here: <https://kpu.pressbooks.pub/apastyle/?p=210#h5p-41>

The citation for the trade article (click image to see it bigger):



The example above is an article in a trade publication accessed through its online version on an open website.

- **Author:** the article's individual author, as always last name followed by initials.
- **Date:** the publication date of the issue in () parentheses, Year-First, followed by the months.
- **Title:** the article title in sentence-case.
- **Source location:** the *Publication's Title* (in Title-Case and *italics*), the article page range, and hyperlinked URL.
 - This example has no volume or issue numbers, so they are skipped.

Now try it yourself!

The Library's [APA Online Guide](#) is a great resource to have on hand for creating reference citations.

Exercise 1: Find the elements needed for a reference list citation for this trade article



An interactive H5P element has been excluded from this version of the text. You can view it online here:

<https://kpu.pressbooks.pub/apastyle/?p=210#h5p-42>

Exercise 2: How do you write each citation element in APA Style?



An interactive H5P element has been excluded from this version of the text. You can view it online here:

<https://kpu.pressbooks.pub/apastyle/?p=210#h5p-43>

Image attribution: "[Colour coded and labelled image for a trade publication]" by University of Alberta Library's [APA Style Citation Tutorial](#) is licensed under [CC BY-NC-SA 4.0 International](#).

15. Creating Reference List Citations: Journal Articles

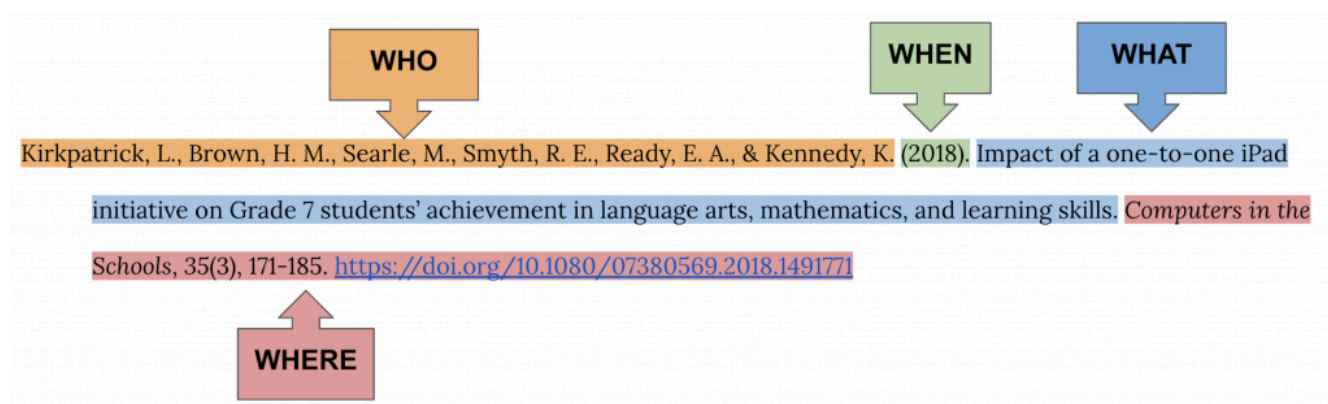
Next, we will use the 4 W's to look at creating reference citations for the various sources evaluated in the previous chapters. Pay close attention to the **punctuation** and font emphasis (*italic*, underline) used.

The 4 Ws for the journal article (there are four slides)



An interactive H5P element has been excluded from this version of the text. You can view it online here: <https://kpu.pressbooks.pub/apastyle/?p=61#h5p-12>

The citation for the journal article (click image to see it bigger)



- **Author:** is the Family name, Initials. for each author, with a comma in between, and an ampersand (the and sign &) before the last author.
 - Authors are always ordered as they appear on the work.
- **Date:** is the publication date (Year) of the article.
- **Title:** is in sentence-case, as are all titles of works cited in APA Style.
- **Source location:** is the *Scholarly Journal Title* (in Title-Case and italics), *Volume number* (in italics) and Issue number (in parentheses), the article's page range, and hyperlinked DOI.
 - Note: The article is part of a larger source (the scholarly journal), so the source is *italicized* and **not** the article.

Now try it yourself!

The Library's [APA Online Guide](#) is a great resource to have on hand for creating reference citations.

Exercise 1: Find the elements needed for a reference list citation for this journal article



An interactive H5P element has been excluded from this version of the text. You can view it online here:

<https://kpu.pressbooks.pub/apastyle/?p=61#h5p-33>

Exercise 2: How do you write each citation element in APA Style?



An interactive H5P element has been excluded from this version of the text. You can view it online here:

<https://kpu.pressbooks.pub/apastyle/?p=61#h5p-34>

Image attribution:

"[Colour coded and labelled image for a journal citation]" by University of Alberta Library's [APA Style Citation Tutorial](#) is licensed under [CC BY-NC-SA 4.0 International](#).

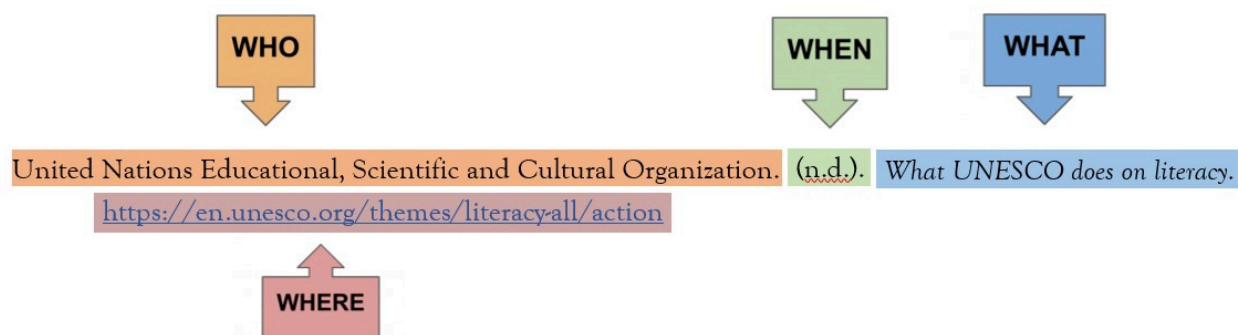
16. Creating Reference List Citations: Webpages

The 4 Ws for the webpage (there are four slides)



An interactive H5P element has been excluded from this version of the text. You can view it online here: <https://kpu.pressbooks.pub/apastyle/?p=213#h5p-35>

The citation for the webpage (click image to see it bigger)



The example above is a webpage with a group author that is the same as the publisher of the website .

- **Author:** UNESCO is an acronym for the organization's full name.
 - If the author is an acronym, spell out their full name.
- **Date:** the publication date of the webpage.
 - Do not use the website's copyright date for the date.
 - If no publication date is given, use (n.d.), meaning no date.
- **Title:** is in sentence-case and italics as it is an individual work.
- **Source location:** is the site name (if different from the author) and URL of the webpage.
 - If the author is the same as the site name (as in our example), only the author is included.

Now try it yourself!

The Library's [APA Online Guide](#) is a great resource to have on hand for creating reference citations.

Exercise 1: Find the elements needed for a reference list citation for this webpage



An interactive H5P element has been excluded from this version of the text. You can view it online here:

<https://kpu.pressbooks.pub/apastyle/?p=213#h5p-36>

Exercise 2: How do you write each citation element in APA Style?



An interactive H5P element has been excluded from this version of the text. You can view it online here:

<https://kpu.pressbooks.pub/apastyle/?p=213#h5p-37>

17. Activity: Creating Reference List Citations

As you've learned, creating a reference citation requires a few steps:

1. Identify the type of source,
2. Identify the 4W's of the work (Who, When, What, Where),
3. Write the reference citation using the 4W's and guidance from a correct example ([APA QuickGuide](#)); pay attention to correct formatting (punctuation, spacing, capitalization, italics).
4. Proofread your work.


Complete the activities below to practice creating reference citations

Activity 1

Applying Cross-Curricular Approaches Creatively

Jonathan Barnes

LEARNING TO TEACH IN THE PRIMARY SCHOOL



You want to create a reference citation for the eBook above. Drag and drop each element of the reference citation into their correct box.



An interactive H5P element has been excluded from this version of the text. You can view it online here:

<https://kpu.pressbooks.pub/apastyle/?p=72#h5p-14>

Activity 2

THE IMPORTANCE OF PLAY IN EARLY CHILDHOOD EDUCATION

Psychoanalytic, Attachment, and
Developmental Perspectives

Edited by Marilyn Charles and Jill B...



First published 2019

by Routledge

2 Park Square, Milton Park, Abingdon, Oxon OX14 4RN

and by Routledge

52 Vanderbilt Avenue, New York, NY 10017

Routledge is an imprint of the Taylor & Francis Group, an informa

© 2019 selection and editorial matter, Marilyn Charles and
individual chapters, the contributors

The right of Marilyn Charles and Jill Bellinson to be identified
the editorial material, and of the authors for their individual
asserted in accordance with sections 77 and 78 of the Copyright,
Patents Act 1988.

All rights reserved. No part of this book may be reprinted or
utilised in any form or by any electronic, mechanical, or other
known or hereafter invented, including photocopying and
information storage or retrieval system, without permission from
publishers.

Trademark notice: Product or corporate names may be trademarks
trademarks and are used only for identification and explanation
infringe.

British Library Cataloguing-in-Publication Data

A catalogue record for this book is available from the British

Library of Congress Cataloging-in-Publication Data

A catalog record has been requested for this book



An interactive H5P element has been excluded from this version of the text. You can view it online here:
<https://kpu.pressbooks.pub/apastyle/?p=72#h5p-16>

Activity 3

The screenshot shows the BCTF website with a navigation bar at the top containing links like Home, E-mail Lists, Links, A to Z Index, Contact Us, and Help. Below this is a secondary navigation bar with links to About Us, News & Events, Publications, Social Justice, and Issues in Education. The main content area is titled 'Inclusive Education' and contains text about B.C. teachers' beliefs in inclusion, a 'BCTF Policy Statement on Inclusion' from 2018, and a list of 'Provincial Specialist Associations' including the Association for Educators of Gifted, Talented, and Creative Children in B.C., B.C. Alternate Education Association, B.C. Educators for Distributed Learning PSA, B.C. School Counsellors' Association, Learning Assistance Teachers' Association, and Teachers of Inclusive Education - British Columbia. A left sidebar contains links for Teachers, Parents, Member Portal, Professional Development, TeachBC, and BCTF Online Museum, along with social media icons and the BCTF Advantage logo.



An interactive H5P element has been excluded from this version of the text. You can view it online here:
<https://kpu.pressbooks.pub/apastyle/?p=72#h5p-45>

Image attributions:

"[Book cover and title page for "Applying cross-curricular approaches creatively"]" by University of Alberta Library's [APA Style Citation Tutorial](#) is licensed under [CC BY-NC-SA 4.0 International](#).

"[Book cover and select pages for "The importance of play in early childhood education"]" by University of Alberta Library's [APA Style Citation Tutorial](#) is licensed under [CC BY-NC-SA 4.0 International](#).

18. Summary of the Four W's

The infographic below provides an overview of each of the 4W's with some examples.

You can download the full 2-page APA 7th edition overview infographic here:

[APA 7th Edition Overview Infographic \[PDF\]](#).

Author

AUTHOR TYPE

People

Individual author

- Lucas, G.

Multiple authors

- Lucas, G., & Evans, C.

Group

Organization

- World Health Organization.
- Alberta Teachers' Association.

Government Agency

- Alberta Education.
- Statistics Canada.

Missing Author?

Replace with the **title** of the work

Golden lion tamarin. [n.d.]. National Geographic. <https://www.nationalgeographic.com/animals/mammals/golden-lion-tamarin/>

REFERENCE LIST ENTRY CITATIONS

Reference list entries of:

1-20 authors include: **all** authors

21+ authors include: first **19** authors...last author.

Author Entry Structure:

Single author: Family name, Initials.
Example: Smith, J. J.

Multiple authors: Family name, Initials, & Family name, Initials.
Example: Smith, J. J., Lucas, G., & Evans, C.

IN-TEXT CITATIONS

For **1 author** include: Family name
Example: (Smith, 2010)

For **2 authors** include: Family name & Family name
Example: (Lucas & Evans, 2011)

For **3+ authors** include: First author, et al.
Example: (Smith et al., 2010)

For Group authors with abbreviation include:

- 1st citation: Full name [abbreviation]
Example: (World Health Organization [WHO], 2020)
- After 1st: Abbreviation
Example: (WHO, 2020)

Date

Date Type	Date Format	Used	Example
Year	(YYYY).	Most often (ex. book, article)	(2020).
Year, month	(YYYY, Month).	Source published monthly	(2020, September).
Year, season	(YYYY, Season).	Source published seasonally	(2020, Fall).
Exact date	(YYYY, Month DD).	Source frequently published	(2020, September 6).
Missing date	(n.d.).	No date for source	(n.d.).

- All citations use Year First format, except for personal communication in-text citations which use Month DD, YYYY format.
- For books/eBooks use copyright date for all citations. But do not use website copyright date for webpages.
- "Accessed on" and "Retrieved from" dates are mostly **not** included in reference citations.
- *Exception: citing changeable unarchived sources (Dictionary, Twitter profile, Facebook page, Google Maps, etc.)

Title

Title written in Sentence case.

Only capitalize:

- First word of title
- First word of subtitle
- Proper nouns

When to italicize the Work's Title:

When it's a standalone work; most common

- Examples: Books, Reports, Dissertations & Theses, Films & TV Series, Social Media, Webpages, YouTube Video

Citation example - Webpage template:
Name. (Date). *Webpage title*. Website Title. URL

When to use brackets:

For non-textual, non-scholarly works.

- Examples: Multimedia, social media

Citation example - YouTube Video:
Fogarty, M. [Grammar Girl]. (2016, September 30). *How to diagram a sentence (absolute basics)* [Video]. YouTube. <https://www.youtube.com/watch?v=ab8Y379a1eI>

Missing the title?
insert your own [descriptive title]

When to italicize the Work's Source?

When it's a part of another source

- Examples: Article within a Journal, Newspaper or Periodical Article, Edited Book Chapter, Blog Post, TV Episode

Citation example - Journal Article:
McCauley, S. M., & Christiansen, M. H. (2019). Language learning use: A cross-linguistic model of child language development. *Psychological Review*, 126(1), 1-51. <https://doi.org/10.1037/rev0000126>

Source Location

A work's source location may include...

- DOI or URL
- Journal title, volume, issue
- Page range of work
- The work's source
- Publisher name
- Production company
- Institution or organization
- Database title
- Et cetera...

Digital Object Identifier (DOI):

- Include for online and physical works when available
- Is a work's unique, stable link.
- Uses hyperlink format: <https://doi.org/...>

DOIs and URLs should be **hyperlinked**

Missing the DOI?

For online works:

- use URLs for websites
- Within library databases include URLs when instructors require them.
- APA does not require them due to access barriers.

For physical works:

- your citation is complete after publication information.

A work's publisher location is no longer included in APA citations.

"[Infographic of the four W's]" by University of Alberta Library's [APA Style Citation Tutorial](#) is licensed under [CC BY-NC-SA 4.0 International](#).

PART IV

PART FOUR: IN-TEXT CITATIONS

Learning Outcome

After completing this chapter, you will be able to:

- Create and format in-text citations in APA Style.

19. What is an In-Text Citation?

If you want to include information from a source you consulted in your paper, you need to create an **in-text citation**. As mentioned before, in-text citations use only a few details of the source, enough to locate its matching reference citation in the reference list.

In APA style you need to include the following elements for **all** in-text citations, whether you are citing a book, a journal or trade article, a website or any other item:

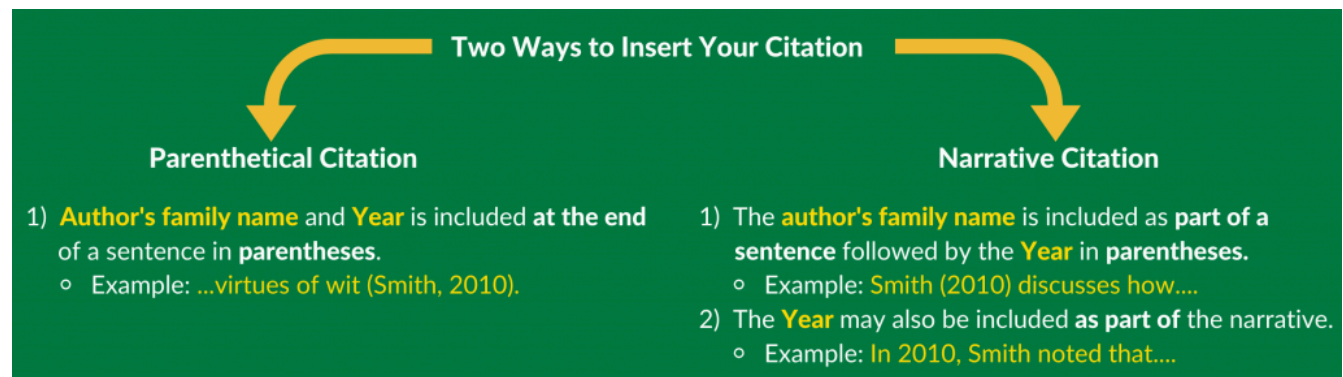
- the author's family name(s) or the group name
- the year
- and if you are quoting word for word, also the page number or other locator*

**Instructors may prefer location information for all in-text citations, so check with your instructor.*

Where do I place citations in my writing?

Because in-text citations tell your reader which ideas belong to you and which ideas belong to someone else, it is crucial that you place them correctly. There are two different ways that you can include in-text citations into your assignments:

- as a *parenthetical citation* at the end of your sentence
- as a *narrative citation* as part of the sentence



Examples


1. In-text citation example for a paraphrase

Click on the  symbol to learn about the parenthetical and narrative citation used in these paraphrases.



An interactive H5P element has been excluded from this version of the text. You can view it online here:
<https://kpu.pressbooks.pub/apastyle/?p=79#h5p-17>

2. In-text citation examples for a short quote

Click on the  symbol to learn about how to add in-text citations for short quotes (less than 40 words).

Narrative Citation




An interactive H5P element has been excluded from this version of the text. You can view it online here:
<https://kpu.pressbooks.pub/apastyle/?p=79#h5p-18>

Parenthetical Citation



An interactive H5P element has been excluded from this version of the text. You can view it online here:
<https://kpu.pressbooks.pub/apastyle/?p=79#h5p-19>

3. In-text citation examples for a long quote

Click on the  symbol to learn about how to add in-text citations for long quotes (more than 40 words).

Narrative Citation



An interactive H5P element has been excluded from this version of the text. You can view it online here:
<https://kpu.pressbooks.pub/apastyle/?p=79#h5p-20>

Parenthetical Citation




An interactive H5P element has been excluded from this version of the text. You can view it online here:
<https://kpu.pressbooks.pub/apastyle/?p=79#h5p-21>

What if there aren't any page numbers?

Some sources don't have page numbers, in which case you should try to include some other pinpoint, so your reader can find the quote more easily. This could be a section heading, a chapter number, paragraph, and so on.

The image below details some location information examples and their appropriate abbreviation. Also, check out our [In-text Citations tab](#) on the APA Citation guide for some examples.



When to cite specific location information?

- Use when **quoting** a source or when paraphrasing a **specific passage** in a longer-length work.
 - Note: Your instructor may prefer that you include this information for all in-text citations.

Type	Use	Example
Page	p.	p. 3
Pages	pp.	pp. 3-5
Paragraph	para.	para. 4
Paragraphs	paras.	paras. 4-5
Table	Table	Table 1
Time stamp	00:00:00	1:30:40
Slide(s)	Slide #	Slide 7
Act, Scene, Line(s)	0.0.00-00	1.3.36-37

What if there is no author? What if there are multiple authors? What if there is no date?

Whatever the situation, you still need to cite your source. Check out the [APA Citation guide](#) for answers to these and other questions, and if you need help, please [ask us](#).

Tip: It is easiest to create the reference citation first and then its matching in-text citation(s).

Image attributions:

"Two Ways To Insert Your Citation" by University of Alberta Library's [APA Style Citation Tutorial](#) is licensed under [CC BY-NC-SA 4.0 International](#).

"When to cite specific location information" by University of Alberta Library's [APA Style Citation Tutorial](#) is licensed under [CC BY-NC-SA 4.0 International](#).

20. In-Text Citations Activity

In this section, complete the following three activities to practice creating parenthetical and narrative in-text citations by typing in the in-text citation.



An interactive H5P element has been excluded from this version of the text. You can view it online here:

<https://kpu.pressbooks.pub/apastyle/?p=81#h5p-22>

PART V

PART FIVE: HOW IT ALL WORKS TOGETHER

Learning Outcome

After completing this chapter, you will be able to:

- Create and format reference list and in-text citations in APA Style.

21. How it All Works Together

As we have covered, reference list citations and in-text citations should match each other. They work together to clearly indicate which sources provide support to your assignment.



You wouldn't want to wear mismatched socks, just like you don't want mismatched citations!



You want your in-text and reference list citations (and socks) to match each other!

One exception is personal communication, which is cited as an in-text citation, but is not included in the reference list.



Why? Your reader can't access your personal experiences.

Image attribution:

"Mismatched Socks Solidarity Day" by [Rik Panganiban](#) is licensed under [CC BY-NC-SA 4.0 International](#).

"X-ray socks" by unknown author is licensed under [CC BY-NC-SA 4.0 International](#).

"Opinion" by unknown author is licensed under <https://creativecommons.org/publicdomain/zero/1.0/> CC0 1.0 International.

22. Matching Reference and In-Text Citations Activity

For the four questions in this activity, match the reference citation to their corresponding in-text citation by choosing the correct in-text citation from a selection of choices.

Godin, K. M., Patte, K. A., & Leatherdale, S. T. (2018, February). Examining predictors of breakfast skipping and breakfast program use among secondary school students in the COMPASS study. *Journal of School Health*, 88(2), 150-158.

<https://doi.org/10.1111/josh.12590>



An interactive H5P element has been excluded from this version of the text. You can view it online here:

<https://kpu.pressbooks.pub/apastyle/?p=94#h5p-23>

Centre for the Study of Historical Consciousness. (n.d.). *Historical thinking concepts*. Historical Thinking Project. <http://historicalthinking.ca/historical-thinking-concepts>



An interactive H5P element has been excluded from this version of the text. You can view it online here:

<https://kpu.pressbooks.pub/apastyle/?p=94#h5p-24>

McRae, P. (2020, Winter). Ambiguous but gaining momentum. *ATA Magazine*, 100(2), 30-32.

https://www.teachers.ab.ca/SiteCollectionDocuments/ATA/ATA%20Magazine/Vol%20100/Vol100-No2-Winter_2020.pdf



An interactive H5P element has been excluded from this version of the text. You can view it online here:
<https://kpu.pressbooks.pub/apastyle/?p=94#h5p-25>

Sensoy, Ö., & DiAngelo, R. (2017). *Is everyone really equal?: An introduction to key concepts in social justice education* (2nd ed.). Teachers College Press.



An interactive H5P element has been excluded from this version of the text. You can view it online here:
<https://kpu.pressbooks.pub/apastyle/?p=94#h5p-26>

Image attributions:

"[Citation for Godin et al]", "[Citation for the Centre for the Study of Historical Consciousness]", "[Citation for McRae]", "[Citation for Sensoy]" from the University of Alberta Library's [APA Style Citation Tutorial](#) are licensed under [CC BY-NC-SA 4.0 International](#).

APA and Writing Support

Available resources to help you with APA Style citation

Citing in APA Style

- KPU Library [APA Citation Guide](#)
 - many tips on in-text and reference list citations, as well as examples on how to cite various sources and a handy Quick Guide.
- 2-page APA overview infographic from the University of Alberta Library
 - download it [here](#).
- The official [APA Style and Grammar Guidelines](#) website
 - many resources, such as sample papers and many more [citation examples](#) (including information about [citing a source that is cited within the work you are reading](#)).

Ask Us!

- Library staff are here to help!
 - Click on [Ask Us](#) on the Library website to chat with us or send us an email
- For more in-depth citation questions, contact the Academic Integrity Liaison Librarian
 - send an email or schedule an appointment [here](#)

Writing Support

- For writing assistance

- visit the [KPU Learning Centre webpage](#)
- For other student services
 - check out the [Student Support webpage](#)

Conclusion

Thank you for completing the APA Style Citation Tutorial!

This tutorial is available for you to return to at any time.

KPU Library would appreciate it if you could complete the Feedback Form below. Your response will help us improve this tutorial and learn about your experience.



An interactive H5P element has been excluded from this version of the text. You can view it online here:

<https://kpu.pressbooks.pub/apastyle/?p=97#h5p-44>

Thank you for completing the Feedback Form

References and Attribution

References

- Barnes, J. (2018). *Applying cross-curricular approaches creatively*. Routledge. <https://doi.org/10.4324/9781315513614>
- British Columbia Teachers' Federation. (n.d.). *Inclusive education*. <https://www.bctf.ca/IssuesInEducation.aspx?id=5774>
- Centre for the Study of Historical Consciousness. (n.d.). *Historical thinking concepts*. Historical Thinking Project. <http://historicalthinking.ca/historical-thinking-concepts>
- Creekpaum, S. (2019). Child development through play. In M. Charles & J. Bellinson (Eds.), *The importance of play in early childhood education: Psychoanalytic, attachment, and developmental perspectives* (pp. 11-18). Routledge. <https://doi.org/10.4324/9781315180090>
- Godin, K. M., Patte, K. A., & Leatherdale, S. T. (2018, February). Examining predictors of breakfast skipping and breakfast program use among secondary school students in the COMPASS study. *Journal of School Health*, 88(2), 150-158. <https://doi.org/10.1111/josh.12590>
- Hamstra, M. (2020, Fall). Pandemic disrupts specialty coffee. *Specialty Food*, 50-54. <https://www.e-digitaleditions.com/i/1287173-fall-2020/0?>
- Iacobbo, K., & Iacobbo, M. (2004). *Vegetarian America: A history*. Praeger.
- Kanu, Y. (2011). *Integrating Aboriginal perspectives into the school curriculum: Purposes, possibilities and challenges*. University of Toronto Press.
- Kirkpatrick, L., Brown, H. M., Searle, M., Smyth, R. E., Ready, E. A., & Kennedy, K. (2018). Impact of a one-to-one iPad initiative on Grade 7 students' achievement in language arts, mathematics, and learning skills. *Computers in the Schools*, 35(3), 171-185. <https://doi.org/10.1080/07380569.2018.1491771>
- McRae, P. (2020, Winter). Ambiguous but gaining momentum. *ATA Magazine*, 100(2), 30-32. https://www.teachers.ab.ca/SiteCollectionDocuments/ATA/ATA_Magazine/Vol_100/Vol100-No2-Winter_2020.pdf
- Petre, A. (2019, August 26). What is veganism, and what do vegans eat? *Healthline*. <https://www.healthline.com/nutrition/what-is-a-vegan#what-it-is>
- Sensoy, Ö., & DiAngelo, R. (2017). *Is everyone really equal?: An introduction to key concepts in social justice education* (2nd ed.). Teachers College Press.
- United Nations Educational, Scientific and Cultural Organization. (n.d.). *What UNESCO does on literacy*. <https://en.unesco.org/themes/literacy-all/action>
- Waters, J. (2018). A model of the dynamics of household vegetarian and vegan rates in the U.K. *Appetite*, 127, 364-372. <https://doi.org/10.1016/j.appet.2018.05.017>

Media Attributions

- "[Silhouette Head Bookshelf Knowledge](#)" by [Gerd Altmann](#) is licensed under Pixabay Licence, no attribution required.
- "[Write To Study Studies Book](#)" by [janeb13](#) is licensed under Pixabay Licence, no attribution required.
- "[\[Publication Manual of the APA, 7th Edition Book Cover\]](#)" by [American Psychological Association](#).
- "[Wordcloud for various types of sources]" by University of Alberta Library's [APA Style Citation Tutorial](#) is licensed under [CC BY-NC-SA 4.0 International](#).
- "[write-writer-type-machine-creative-idea](#)" by [mohamed hassan](#) is licensed under [CC0 1.0 International](#).
- "[\[Calendar Months\]](#)" by unknown author is licensed under [CC0 1.0 International](#).
- "[stack-of-food-books-2](#)" by [Cannelle](#) is licensed under [CC BY 4.0 International](#).
- "[512px-Internet2](#)" by Fabio Lanari is licensed under [CC BY-SA 4.0 International](#).

“[Pancake recipe with ingredients Free Vector](#)” by [pikisuperstar](#) is licensed under [CC BY 4.0 International](#).

“[Colour coded and labelled image for a journal citation]” by University of Alberta Library’s [APA Style Citation Tutorial](#) is licensed under [CC BY-NC-SA 4.0 International](#).

“[Colour coded and labelled image for a trade publication]” by University of Alberta Library’s [APA Style Citation Tutorial](#) is licensed under [CC BY-NC-SA 4.0 International](#).

“[Colour coded and labelled image for a book/ebook]” by University of Alberta Library’s [APA Style Citation Tutorial](#) is licensed under [CC BY-NC-SA 4.0 International](#).

“[Book cover and title page for “Applying cross-curricular approaches creatively]” by University of Alberta Library’s [APA Style Citation Tutorial](#) is licensed under [CC BY-NC-SA 4.0 International](#).

“[Book cover and select pages for “The importance of play in early childhood education]” by University of Alberta Library’s [APA Style Citation Tutorial](#) is licensed under [CC BY-NC-SA 4.0 International](#).

“[Infographic of the four W’s]” by University of Alberta Library’s [APA Style Citation Tutorial](#) is licensed under [CC BY-NC-SA 4.0 International](#).

“Two Ways To Insert Your Citation” by University of Alberta Library’s [APA Style Citation Tutorial](#) is licensed under [CC BY-NC-SA 4.0 International](#).

“When to cite specific location information” by University of Alberta Library’s [APA Style Citation Tutorial](#) is licensed under [CC BY-NC-SA 4.0 International](#).

“[Mismatched Socks Solidarity Day](#)” by [Rik Panganiban](#) is licensed under [CC BY-NC-SA 4.0 International](#).

“[X-ray socks](#)” by unknown author is licensed under [CC BY-NC-SA 4.0 International](#).

“[Opinion](#)” by unknown author is licensed under [CC0 1.0 International](#).

“[Citation for Godin et al]”, “[Citation for the Centre for the Study of Historical Consciousness]”, “[Citation for McRae]”, “[Citation for Sensoy]” from University of Alberta Library’s [APA Style Citation Tutorial](#) are licensed under [CC BY-NC-SA 4.0 International](#).

All other images in this tutorial were created by Kwantlen Polytechnic University Library. The use of these images should be credited to Kwantlen Polytechnic University Library, using the Creative Commons Licence [CC BY-NC-SA 4.0 International](#).

H5P exercises should be credited to the University of Alberta Library unless otherwise indicated in the “Rights of use” information of the exercise.

Changes

The modifications from the original Pressbook include:

- Added new Chapter “What is a Citation”
- Chapter “Why we Cite” expanded
- Chapter “Why Apa”: renamed “What is Apa” and revised
- Chapter “Exploring Source Types” info expanded; subchapter headings changed
- Chapter “How Do I Know The Source Is A Webpage?”: changed the CAST webpage example to UNESCO example
- Added new Chapter “Activity: Which Source Type is This?”
- Chapter “Two Types of Citation”: replaced image with own image and updated content
- Chapter “Creating Reference List Citations”: divided into four separate chapters:
 - Creating Reference List Citations: Journal Articles
 - Creating Reference List Citations: Trade Articles
 - Creating Reference List Citations: Webpages
 - Creating Reference List Citations: Books/ebooks
 - added H5P activity “The 4Ws” for trade articles, webpages, books/ebooks chapters
 - added two new H5P activities for each of the four chapters (Exercise 1: Find the elements needed for a reference list citation; Exercise 2: Exercise 2: How do you write each citation element in APA Style?)
- Chapter “Creating Reference List Citation Activity”: Removed activities 1 and 3; added new activity
- Created separate chapter for the Overview of the four Ws infographic
- Chapter “What is an In-Text Citation”: added own content; removed image of crumpled paper and of corresponding references
- Chapter “How it All Works Together”: replaced corresponding references image
- Chapter “APA and Writing Support”: updated to reflect KPU resources
- Chapter “Conclusion”: created own Feedback form using LibWizard (instead of Google Forms)